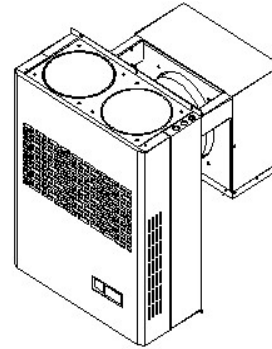
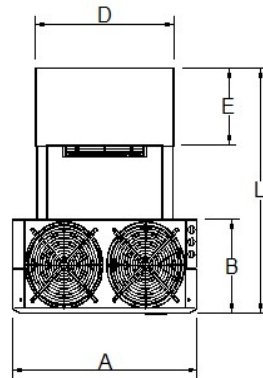
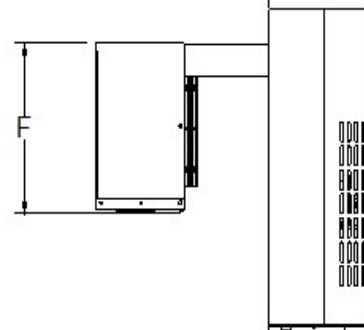
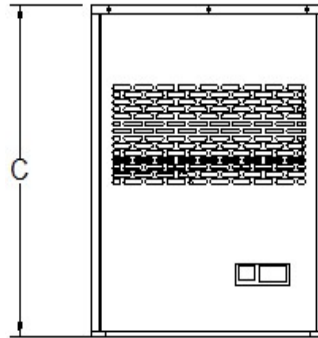




	LY150DGM/H
Setpoint Temp Range °C	-10°C to 10°C
Compressor Power (HP)	1.5
Input Power (W)	1450
Rated Current (A)	7.5
Max. Load Current (A)	11.5
Voltage	230~240V
Condenser Air Volume (m³/h)	1200
Condenser Fan Power (W)	100
Condenser Fan Diameter (mm)	2 x 250
Evaporator Air Volume (m³/h)	1000
Evaporator Fan Power (W)	75
Evaporator Fan Diameter (mm)	300
Refrigerant	R404A
Noise @1m (dB)	50
Net Weight (kg)	75
Reference Cool Volume (m³)	16



A	B	C	D	L
665	315	800	500	805